


# Flat R Duo

IP44/IP20




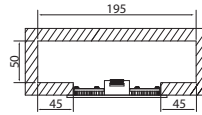
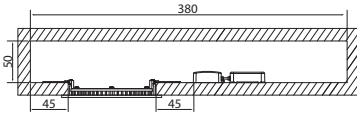
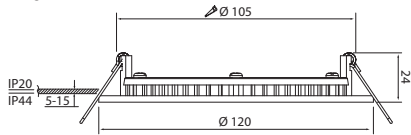
0,1m

-0-



Alasvalo | Downlight

120

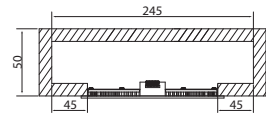
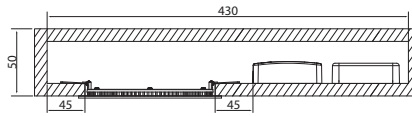
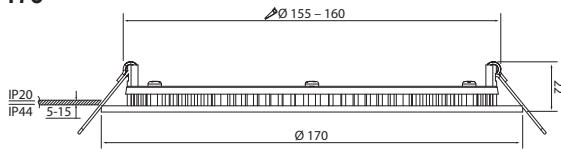


Valaisinta ei saa asentaa suoraan eristemateriaaliin.

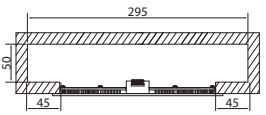
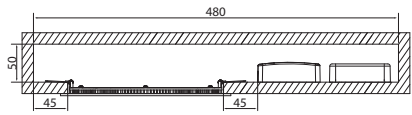
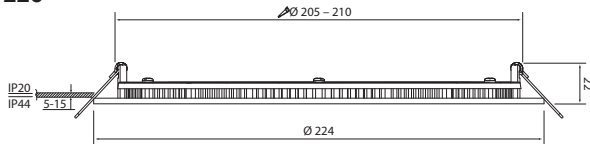
Denna armatur är inte avsedd för att täckas med värmeisolerande material.

The luminaire is not suitable for covering with thermally insulated material.

175

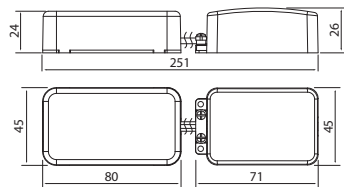


225

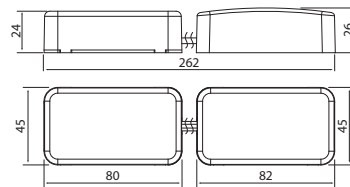


Connection box and driver IP20  
-0- 3 x 2,5 mm<sup>2</sup>

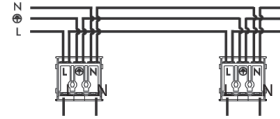
120 (4146518)




175 / 225 (4146519 / 4146520)



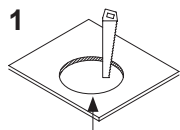
230V ~



L = ruskea  
brun  
pruun  
brown  
N = sininen  
blå  
sinine  
blue



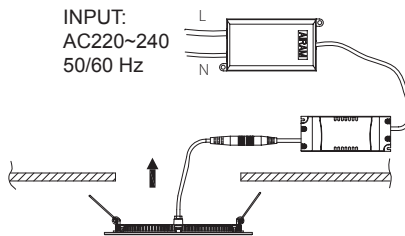
E = Maadoituksen jatkaminen /  
päättäminen  
E = Anslutning /  
avslutning av jordnings ledning  
E = Continuity /  
termination of earth wires



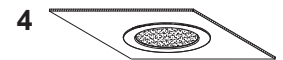
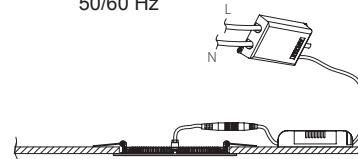
Ø 105 / 155 -160 / 205 -210

2 Connection box IP20  
Driver IP20

INPUT:  
AC220~240  
50/60 Hz



3 INPUT: AC220~ 240  
50/60 Hz



**FI** Tämä tuote sisältää energiatehokkuusluokan G valonlähteen.

Valaisimen saa asentaa vain sähköalan ammattilainen. Käytä ainoastaan syöttöjännitettä ja taajuutta joka on merkitty valaisimeen/liitäntälaitteeseen. Kytke virta pois päältä ennen asennusta tai huoltoa. Tämä asennusohje on säilytettävä ja sen on oltava käytössä asennuksessa ja huollossa. Tämän valaisimen valonlähde ei ole vaihdettava. Kun valonlähde rikkoutuu, koko valaisin on poistettava käytöstä.

**SE** Denna produkt innehåller en ljuskälla med energieffektivitetsklass G.

Vi rekommenderar att installationen görs av en behörig elektriker. Använd endast driftspänning och frekvens som är märkt på armaturen/förkopplingsdonet. Bryt strömmen före installation eller service. Denna monteringsanvisning bör sparas och finnas tillgänglig vid installation eller framtida service. Ljuskällan till denna armatur kan inte bytas ut. När ljuskällan når sin livslängd ska hela armaturen bytas ut.

**EN** This product contains a light source of energy efficiency class G.

Only a professional electrician is allowed to do the installation. Use only rated voltage and frequency as marked in the fixture/driver. Switch off the current before installation or service. This mounting instruction must be kept available during installation and for future maintenance. The light source of this luminaire is not replaceable; when the light source reaches its end of life the whole luminaire shall be replaced.